sporecyte

MOLD & AIR QUALITY REPORT

SAMPLE DATE
5/10/2022

SAMPLE RECEIVED
5/10/2022

REPORT DATE
7/10/2024

PREPARED FOR
Demo Location

ADDRESS
123 Main Street

SAMPLED BY
Demo 2022

CERTIFIED BY

PanAmerican Aerobiology Spore Analyst Certification Board
Dylan McIntosh
101 5164

Dylan McIntosh
CIH, PAACB Certified Spore Analyst

sporecyte

AIRBORNE TEST RESULTS

KITCHEN

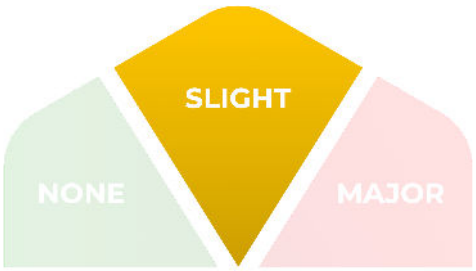

MOLD ELEVATION LEVEL

The types and concentrations of mold found in this sample are slightly elevated compared to the levels found in the outdoor control sample.

This result indicates that there is a possibility of mold and moisture problems in the home.

RECOMMENDATIONS

We recommend hiring a qualified mold professional to perform a detailed assessment of the property for potential mold and moisture issues.

See our Resources section on our website for more information.

BASEMENT

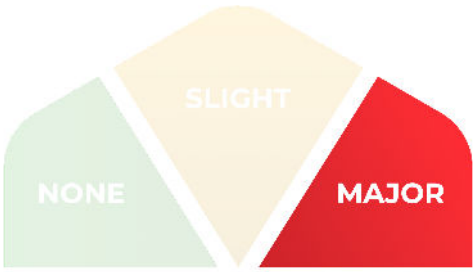

MOLD ELEVATION LEVEL

The types and concentrations of mold found in this sample are highly elevated compared to the levels found in the outdoor control sample.

These results are a strong indication that there is a possibility of mold or moisture problems in the home.

RECOMMENDATIONS

Sporecyte strongly recommends hiring a qualified mold professional to do a detailed assessment of the property for mold and moisture issues.

See our Resources section on our website for more information.

AIRBORNE TEST RESULTS

BEDROOM

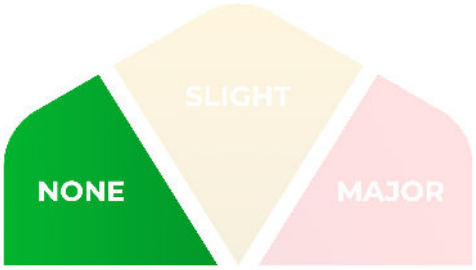

MOLD ELEVATION LEVEL

The types and concentrations of mold found in this sample were found to be similar to what was collected in the outdoor control sample.

RECOMMENDATIONS

There is no indication of an airborne mold issue in this area.

See our Resources section on our website for more information.

SURFACE TEST RESULTS

DRYWALL SWAB

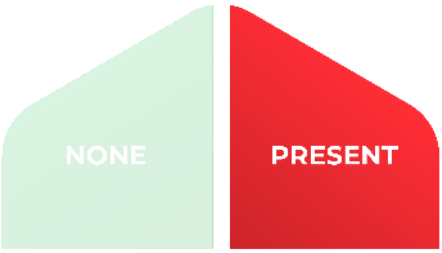

MOLD GROWTH

This sample has determined that physical mold growth exists on the surface which was sampled.

RECOMMENDATIONS

We recommend hiring a qualified mold professional to perform a detailed assesment of the area to determine the scope of the mold and moisture issues.

See our Resources section on our website for more information.

ATTIC SHEATHING

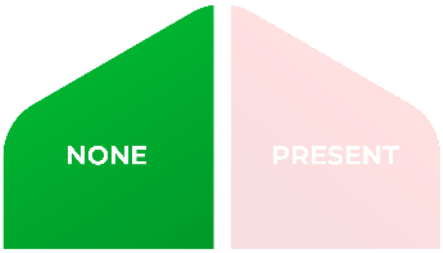

MOLD GROWTH

This sample does not indicate physical mold growth exists on the surface which was sampled.

RECOMMENDATIONS

See our Resources section on our website for more information.

Air Samples

Predominantly Indoor - Water Related

Fungal Classifications	Spores Found per m³		
	Kitchen	Basement	Outdoors
Asp/Pen String	40	413	13
Chaetomium	0	1266	0
Clado-Sphaerospermum	0	0	0
Fusarium	0	0	0
Gliomastix	0	0	0
Scopulariopsis	0	147	0
Stachybotrys	0	400	0
Trichoderma	0	0	0
Ulocladium	0	67	0
Wallemia	0	0	0

Indoor / Outdoor

Fungal Classifications	Spores Found per m³		
	Kitchen	Basement	Outdoors
Alternaria-like	27	53	0
Aspergillus / Penicillium	547	13423	333
Cladosporium	320	2159	413

Predominantly Outdoor

Fungal Classifications	Spores Found per m³		
	Kitchen	Basement	Outdoors
Arthrinium	347	347	0
Ascospore	267	400	320
Basidiospore	4052	4039	2079
Bipolaris	0	0	0
Botrytis	0	107	0
Cercospora	13	80	67
Chaetoconis	0	0	0
Coelomycete	0	0	0
Curvularia	0	0	0
Epicoccum	53	67	0
Mitospore	0	0	0
Myrothecium	0	0	0
Nigrospora	13	0	0
Oidium	0	0	0
Paecilomyces	27	0	67
Peronospora	0	0	0
Pestilotiopsis	13	0	0
Pithomyces	13	93	0
Polythrincium	0	0	0
Pyricularia	0	0	0
Smut, Periconia, and Myxomycete-like	53	320	13
Spegazzinia	13	13	0
Stemphylium	0	0	0
Torula	13	13	0
Unidentified Spore	1240	1240	120
Urediniospores	0	0	0
Zygophiala	0	0	0
Total	7012	24674	3426

Particulates

Non-Fungal Particulate	Particles Found per m³		
	Kitchen	Basement	Outdoors
Hypha	160	760	13
Pollen	27	227	0
Skin Fragment Human	17929	2173	413
Skin Fragment Animal	413	27	13
Carbon Dust	7705	23861	2466
Soil	20781	105800	3226
Starch	13	213	0
Fiber	2079	920	40
Total Particulate < 2.5 µm	98749	133820	70876
Total Particulate 2.5 - 10 µm	92444	439477	29459
Total Particulate > 10 µm	7278	19195	920

Predominantly Indoor - Water Related

Fungal Classifications	Spores Found per m³	
	Bedroom	Outdoors
Asp/Pen String	13	13
Chaetomium	0	0
Clado-Sphaerospermum	0	0
Fusarium	0	0
Gliomastix	0	0
Scopulariopsis	0	0
Stachybotrys	0	0
Trichoderma	0	0
Ulocladium	0	0
Wallemia	0	0

Indoor / Outdoor

Fungal Classifications	Spores Found per m³	
	Bedroom	Outdoors
Alternaria-like	0	0
Aspergillus / Penicillium	520	333
Cladosporium	120	413

Predominantly Outdoor

Fungal Classifications	Spores Found per m³	
	Bedroom	Outdoors
Arthrinium	0	0
Ascospore	133	320
Basidiospore	1960	2079
Bipolaris	0	0
Botrytis	0	0
Cercospora	0	67
Chaetoconis	0	0
Coelomycete	0	0
Curvularia	0	0
Epicoccum	0	0
Mitospore	0	0
Myrothecium	0	0
Nigrospora	0	0
Oidium	0	0
Paecilomyces	67	67
Peronospora	0	0
Pestilotiopsis	0	0
Pithomyces	0	0
Polythrincium	0	0
Pyricularia	0	0
Smut, Periconia, and Myxomycete-like	13	13
Spegazzinia	0	0
Stemphylium	0	0
Torula	0	0
Unidentified Spore	120	120
Urediniospores	0	0
Zygophiala	0	0
Total	2933	3426

Particulates

Non-Fungal Particulate	Particles Found per m³	
	Bedroom	Outdoors
Hypha	13	13
Pollen	0	0
Skin Fragment Human	413	413
Skin Fragment Animal	13	13
Carbon Dust	2466	2466
Soil	3226	3226
Starch	0	0
Fiber	40	40
Total Particulate < 2.5 µm	70876	70876
Total Particulate 2.5 - 10 µm	29459	29459
Total Particulate > 10 µm	920	920

Kitchen

Trace 4x

Outside

Inside

30x Zoomed

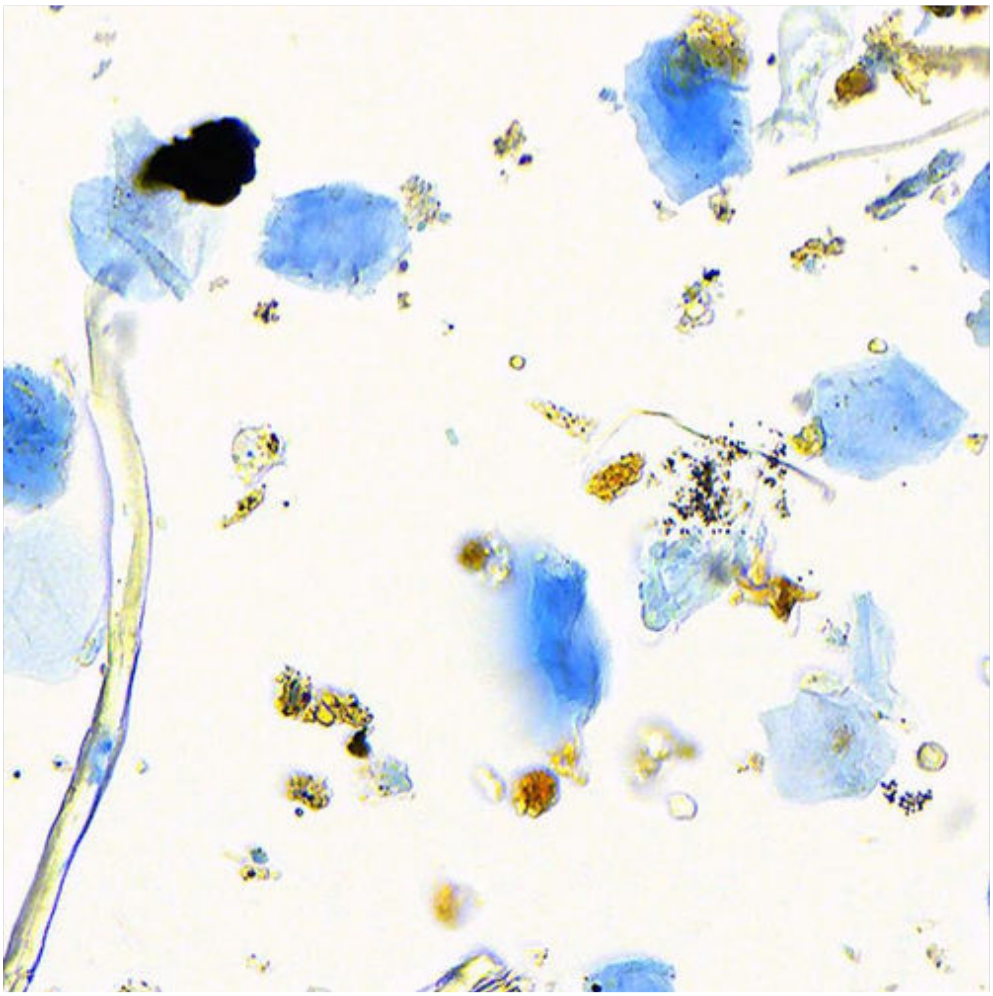

Notable Objects

Ascospore

Ascospore

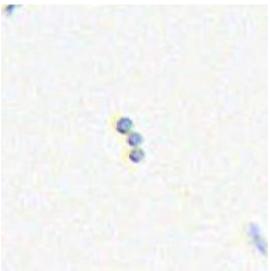

Asp/Pen String

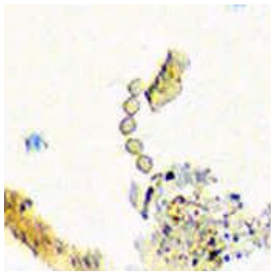

Asp/Pen String

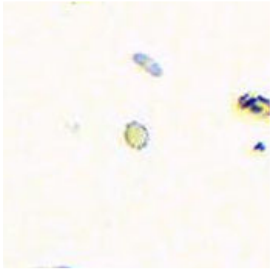

Aspergillus / Penicillium

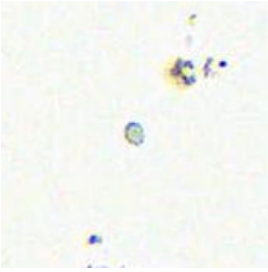

Aspergillus / Penicillium

Aspergillus / Penicillium



Basidiospore

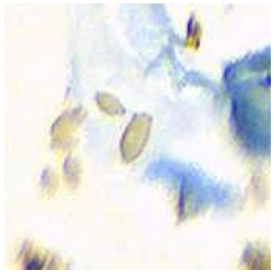

Cladosporium

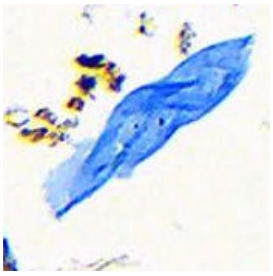

Skin Fragment Animal

Basement

Trace 4x

Outside

Inside

30x Zoomed

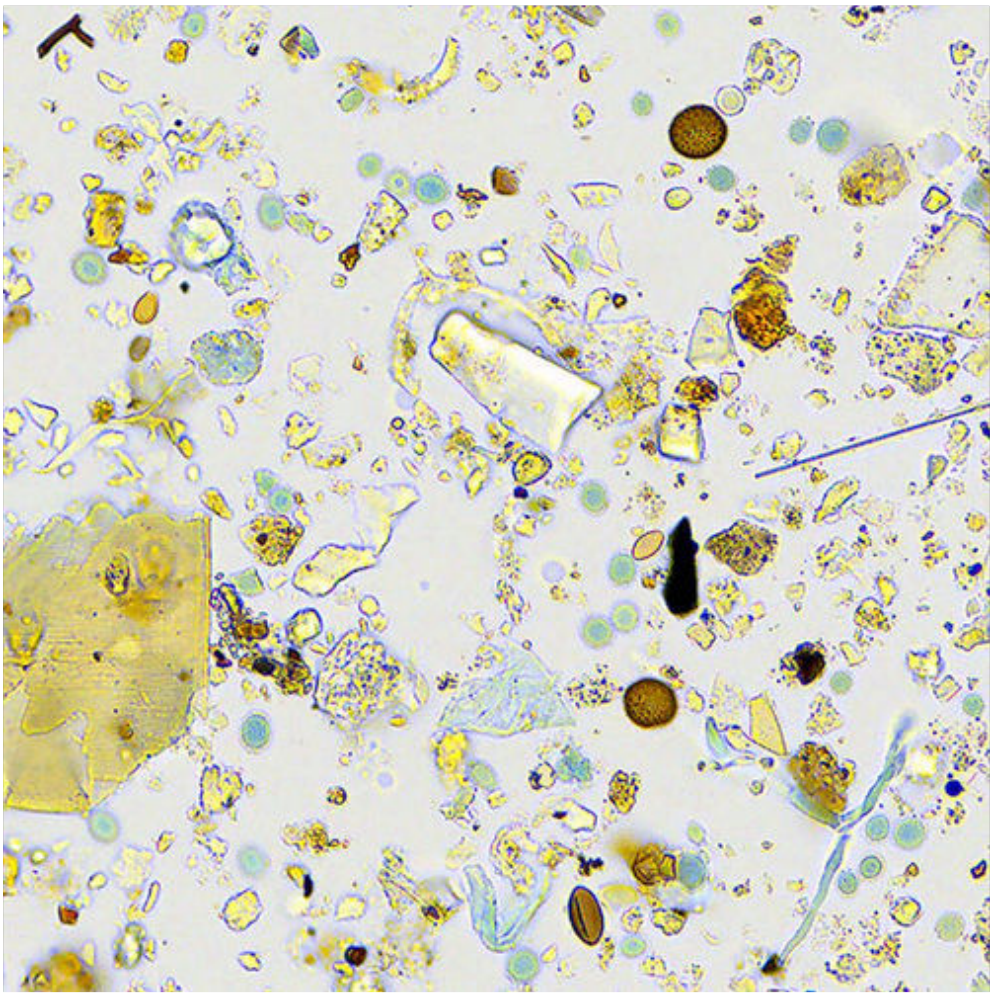

Notable Objects

Alternaria-like

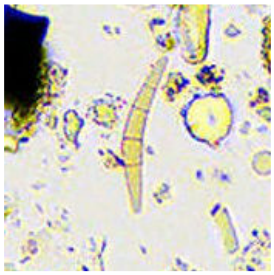

Ascospore

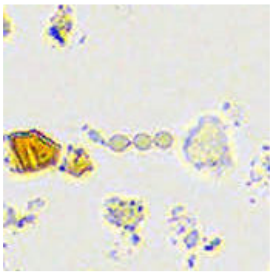

Asp/Pen String

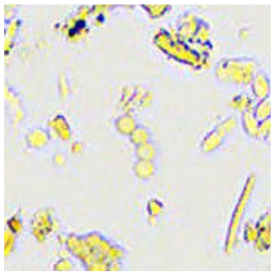

Asp/Pen String

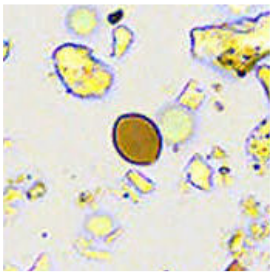

Chaetomium

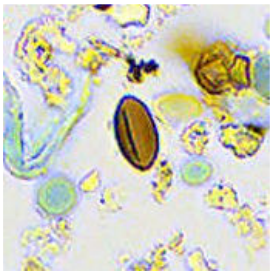

Chaetomium

Cladosporium

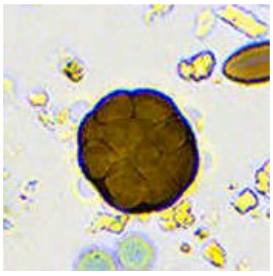

Epicoccum

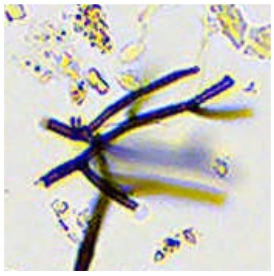

Hypha

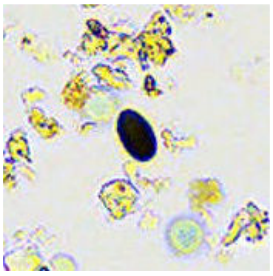

Stachybotrys

Bedroom

Trace 4x

Outside

Inside

30x Zoomed

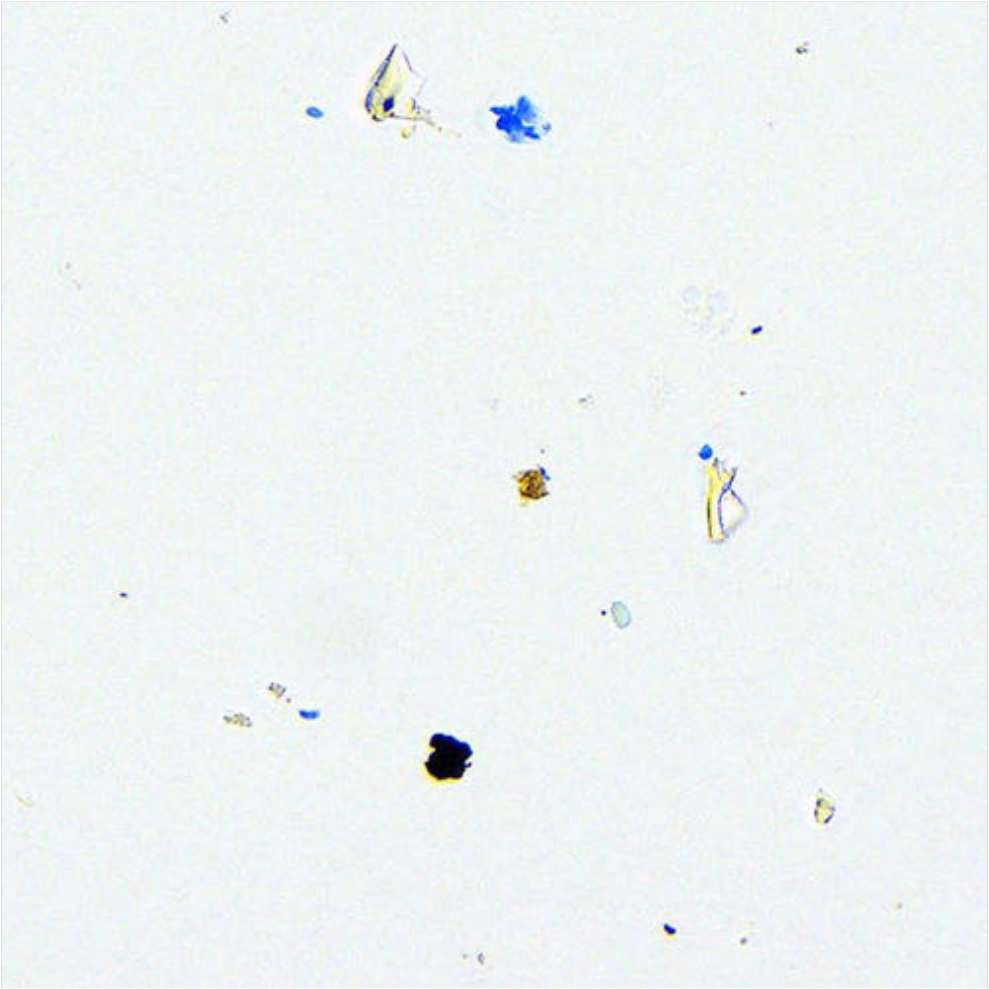

Notable Objects

Ascospore

Aspergillus / Penicillium

Aspergillus / Penicillium

Basidiospore

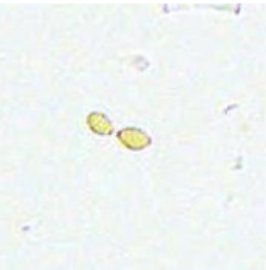

Cladosporium

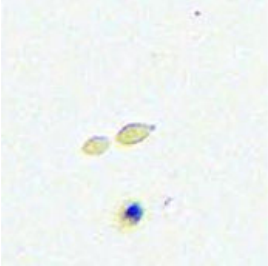

Cladosporium

Cladosporium

Skin Fragment Animal

Skin Fragment Human

Smut, Periconia, and Myxomycete-like

Surface Samples

Sample ID: Drywall Swab Sample Type: Swab

Fungal Identification	Fungal Growth	Background Spores
Aspergillus / Penicillium	–	Present
Cladosporium	Light	–
Ulocladium	Moderate	–

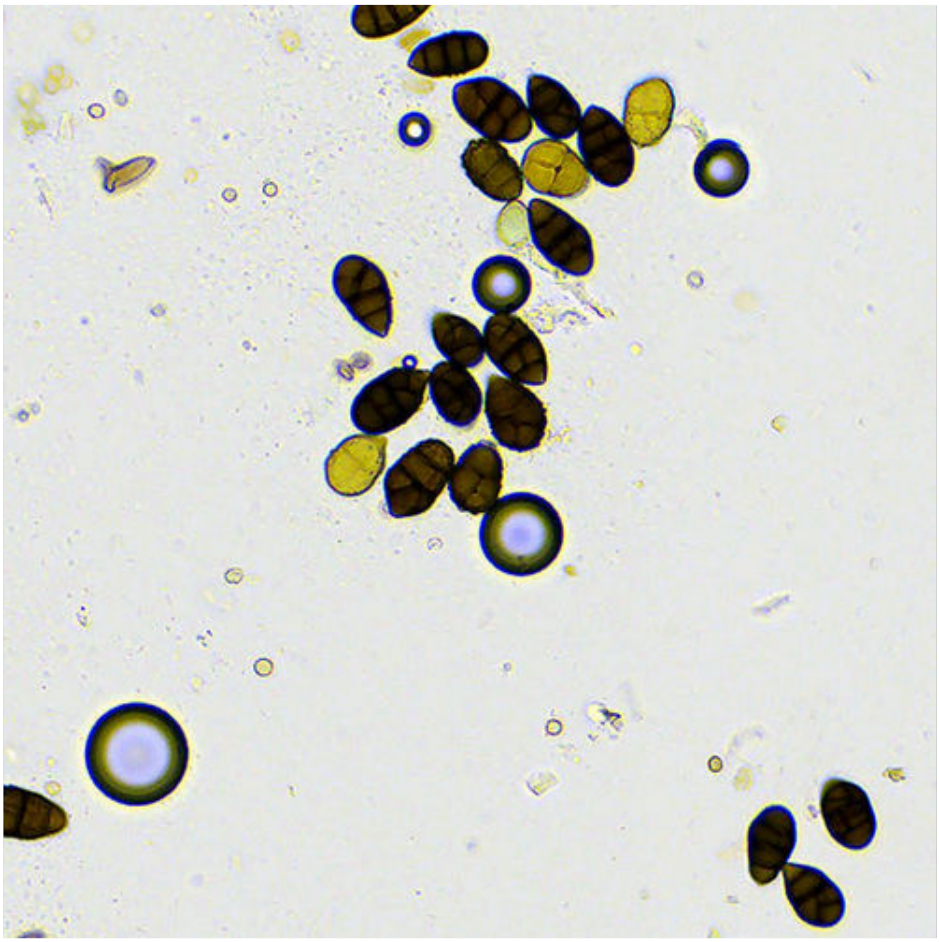

Sample ID: Attic Sheathing Sample Type: Tape

Fungal Identification	Fungal Growth	Background Spores
Aspergillus / Penicillium	–	Present
Basidiospore	–	Present
Cladosporium	–	Present

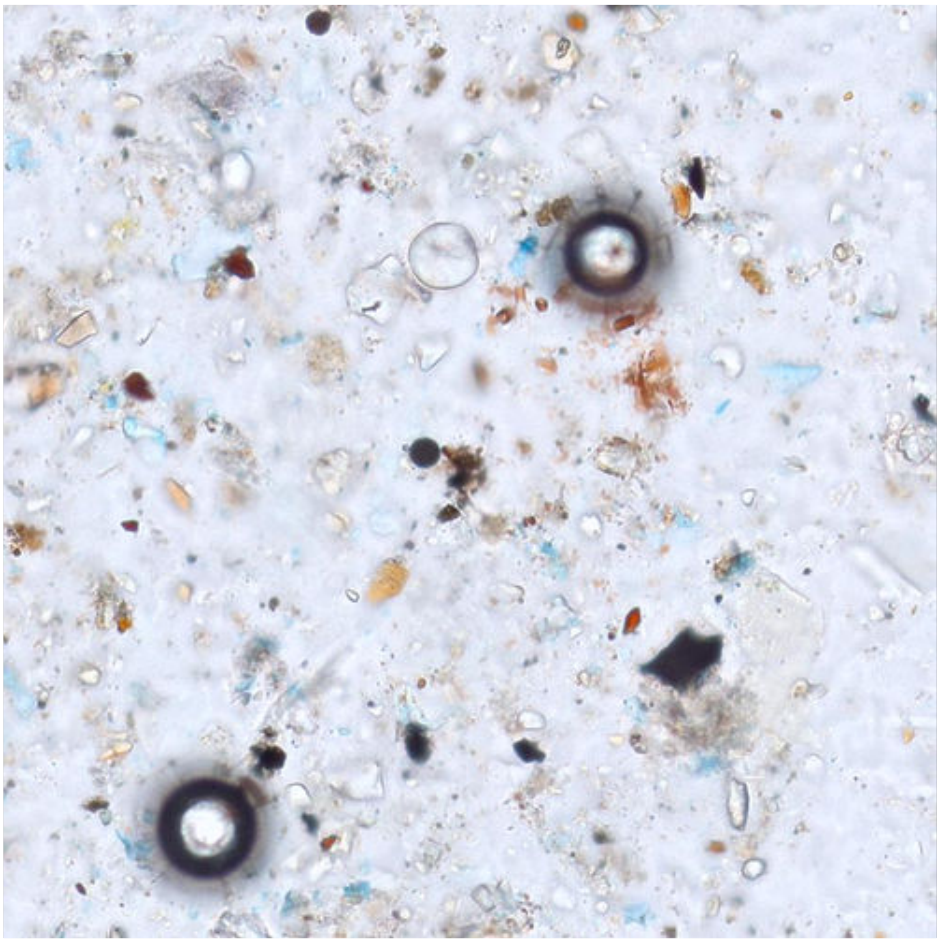

sporecyte

The world leader in analyzing environmental samples using cutting edge AI algorithms.

Our deep learning AI works to help specialists classify and count the types of mold spores and particulate matter in the air in your home.

This makes our analyses more consistent and thorough than the current standards in traditional environmental laboratories.

Sporecyte is also able to capture images from the air in your home, allowing you to actually see what is in the air you're breathing!

A FEW THINGS TO KNOW ABOUT MOLD

We spend more time in our homes with our families today than ever before: playing, working, and living our day-to-day lives. Mold and indoor air quality have become critical factors to our home, health, and well-being.

Mold can be found all over our day-to-day environment, both outdoors and indoors. The term "mold" refers to a special group of fungi that grows in filaments and produces reproductive structures called spores.

Naturally-occurring mold found outdoors plays a key role in nature, breaking down dead plants, leaves, soil, and much more. Mold is all around us, as natural forces such as rain and wind spread them throughout the outside air.

The buildings we live and work in are not completely airtight. Some mold in the outside air enters our homes through doors, windows, heating and cooling systems, and even very small openings we can't see. Don't worry, though; these small amounts of mold are unavoidable and completely normal.

Mold becomes an issue indoors when spores land on surfaces that enable them to grow. The main factor for mold growth indoors is almost always moisture.

Most surfaces in our home have adequate nutrients and the correct temperature but lack the required moisture for mold to grow. Without moisture, mold can't grow.

When building materials get damp or humidity goes unchecked for too long, mold growth can begin to develop indoors.

The EPA has not established regulations or standards for airborne or surface mold concentrations. There are also no EPA regulations or standards for evaluating health effects due to airborne mold exposure. For information about mold please go to www.epa.gov/mold.

All samples were received in acceptable condition unless noted in the comments in the report. All results within the report relate only to the samples submitted for analysis.

Sporecyte / Techcyte ("the Company") shall have no liability to the client or the client's customer with respect to decisions or recommendations made or actions or courses of conduct implemented by either the client or the client's customer as a result of or based on the Test Results.

In no event shall the Company be liable to the client with respect to the Test Results except for damages or lost profits or revenues to the fullest extent such liability may be disclaimed by law, even if the Company has been advised of the possibility of such damages, lost profits, or lost revenues. In no event shall the Company's liability with respect to the Test Results exceed the amount paid to the Company by the client therefore.

© 2022-2024 Techcyte, Inc.